

MEETING THE DEMANDS FOR ECONOMIC AND SOCIAL JUSTICE

Joint Submission on the Situation of Economic and Social Rights
on the occasion of Egypt's review by the Human Rights Council
during the Third Cycle of the Universal Periodic Review

Submitted by
Center for Economic and Social Rights
Egyptian Initiative for Personal Rights



Contact Information:

Center for Economic and Social Rights

86 Chambers St, Suite 704

New York, NY 10007 USA

Tel: +1 7182379145

Email: info@cesr.org

I. Introduction

1. Eight years after the 2011 popular uprising in Egypt, the demands for economic and social justice at the heart of the uprising remain unfulfilled. Assessing the human rights situation in Egypt in 2013, the UN Committee on Economic, Social and Cultural Rights raised concerns¹ that Egypt was not adequately investing in economic, social and cultural (ESC) rights, and that low budgetary allocations coupled with wide disparities in the provision of essential public services had resulted in retrogression in the effective enjoyment of these rights, disproportionately impacting disadvantaged groups. The Universal Periodic Review of the Human Rights Council in 2014 also resulted in several recommendations to Egypt to intensify its efforts to realize ESC rights, which Egypt accepted and reported against in its Mid-term Report.²
2. In the time since, new constitutions and government decrees, particularly the 2014 Constitution which provided greater guarantees for economic, social and cultural rights, were put into place ostensibly promoting the values of social justice and sustainable development. In part to demonstrate its commitment to these values, the government has since also positioned itself as a champion of the Sustainable Development Goals (SDGs). In spite of these gestures, however, the country still suffers from staggering levels of socioeconomic inequality, a stagnant labor market and increasing poverty.
3. In an effort to address its economic challenges, the government of Egypt sought a 12.4-billion-dollar loan package from the International Monetary Fund (IMF), which was approved in 2016³ on the condition that the government implement a program of fiscal consolidation. This program, which requires significant cuts to social spending and restructuring of parts of the economy, has compounded an already difficult situation and had a harmful impact on the realization of economic, social and cultural (ESC) rights, particularly for the poorest and most marginalized.⁴ As is evident from the comprehensive data on which this submission draws, fiscal austerity has entrenched and worsened existing patterns of poverty⁵, inequality⁶, and exclusion⁷ across the country.
4. These developments are taking place alongside a crackdown on civil and political freedoms which has been described as one of the worst in modern Egyptian history.⁸ The Egyptian parliament has recently passed an NGO bill that UN human rights experts have deemed as threatening to “devastate civil society”⁹ and international initiatives monitoring the health of civil society space have deemed Egypt’s civic space “closed.”¹⁰ These efforts have reached all the way to the UN human rights system as a whole, for example, by attacking the neutrality and independence of UN Special Procedure mandate holders.¹¹ At the same time, the overall democratic situation continues to worsen as the executive branch concentrates power.¹²
5. As stated above, one of the explicit purposes of this crackdown is to limit civil society and affected communities’ ability to voice concerns regarding the government’s development and socio-economic policy choices and its presentation of Egypt as a development leader on the global stage.¹³ This practice is especially concerning because it flies in the face of the commitment all governments have made to pursue sustainable development with strict adherence to core human rights principles.¹⁴
6. In this troubling environment, this report hopes to provide a holistic and evidence-based assessment of the status of economic and social rights in Egypt. The data and analysis it includes are based on the Egypt Social Progress Indicators (ESPI), a unique set of multidimensional, quantitative and qualitative indicators that measure progress on economic and social rights in Egypt across six topics: economic policy; labor; urbanization; food, water, and agricultural land; education; and health. ESPI

also incorporates a gender analysis across all topics.¹⁵ It assesses performance across these indicators using a four-part color scale ranging from “Good Progress” to “No Progress.”

7. While the classical, narrow economic indicators used by the government and international financial institutions¹⁶ fail to capture the reality of everyday Egyptians and paint a highly partial picture of development “success,” ESPI attempts to remedy these failings by using indicators that better reflect people’s actual enjoyment of economic and social rights, and assess the policy efforts being made to advance these. Its indicators and benchmarks are informed by the recommendations of UN human rights mechanisms, including the UPR and UN-CESCR, as well as by Egypt’s Vision 2030 commitments and those of the global 2030 Agenda for Sustainable Development.
8. Overall, the available ESPI indicators paint a concerning picture of the economic and social rights situation in Egypt, as experienced by the average citizen. The majority of the indicators show weak or no progress, and even where there are notable areas of progress (for example, reducing maternal mortality rates), a closer analysis shows glaring inequalities in the enjoyment of economic and social rights across wealth quintiles, gender and geography.
9. ESPI is spearheaded by a group of academic researchers, independent field experts, and civil society groups including the Center for Economic and Social Rights and the Egyptian Initiative for Personal Rights that are concerned with ensuring economic and social rights in Egypt. Rigorously compiled on the basis of reliable data from credible sources, ESPI’s contributors all share a common belief in the importance of multidisciplinary research and analysis, and are committed to the use of innovative data-driven metrics to address knowledge gaps and reveal new insights on achieving economic and social rights progress in Egypt.
10. Drawing on ESPI’s recently published findings, this submission by the Center for Economic and Social Rights and the Egyptian Initiative for Personal Rights will first discuss Egypt’s current economic and fiscal policy context in relation to its human rights obligations. It will then move on to examine in more detail the situation with respect to particular human rights labor rights; the rights to social security and work; and the rights to adequate housing; health; education; food; water and sanitation while highlighting intersections with Egypt’s commitments to the SDGs.

II. **Economic Policy Context and its Implications for Economic, Social and Cultural Rights**

11. **Egypt is lacking just and equitable economic policies essential for realizing economic, social and cultural rights.** Governments have an obligation under Article 2(1) of the International Covenant on Economic, Social and Cultural Rights (ICESCR) to take steps to use “maximum available resources”¹⁷ for the fulfilment of ESC rights. This requires states to ensure that economic policies advance progressive realization of ESC rights through adequate and equitable revenue raising, appropriate and adequate revenue allocation, and efficient and transparent spending. Egypt also has national commitments to this end. Article 27 of the Egyptian Constitution sets out the aims of the country’s economic system to include achieving sustainable development and social justice. Article 38 similarly identifies social justice as an objective of the country’s tax system. The Egyptian government has also made several commitments to alleviating poverty, unemployment, and reducing income inequality in Vision 2030, which is the government’s SDG implementation strategy.
12. **Egypt’s current economic policies, however, have misplaced revenue-raising approaches and spending priorities, which harm the worst off, and are coupled with weak oversight of already**

inefficient public institutions, further reducing the availability and impact of resources for rights realization.¹⁸ In recent years, a range of austerity-based monetary and fiscal reforms have been introduced in connection with the IMF loan discussed above. With the goal of achieving macroeconomic stability, these reforms have sought to reduce public spending by controlling the public wage bill and by reducing subsidized social services. They have also attempted to increase state revenue by introducing a value-added tax (VAT), liberalizing the exchange rate and reforming the investment framework to be more business-friendly. These reforms have led to higher living costs, burdening the poor most heavily. Of the ten indicators assessed by ESPI under economic policy, none scored as "Good Progress" and seven scored as "Weak" or "No Progress".¹⁹

13. **In particular, Egypt's tax policies impede the government's ability to mobilize the maximum of available resources necessary to finance economic and social rights realization.** The total tax revenue for fiscal year (FY) 2016/2017 was 13% of GDP²⁰ low compared to other lower middle-income countries (LMIC).²¹ This is particularly true with respect to the corporate tax rate,²² which makes up only 10% of total tax revenue. Tax breaks and inefficiency of tax collection authorities both result in low effective corporate tax rates of approximately 15%.²³ This has a major impact on how much revenue is generated and is available for public spending on economic and social rights. Moreover, how revenue is collected burdens poorer households more than richer ones, leading in part to greater economic inequality. For example, as a result of IMF-backed reforms, almost half of the tax revenue now comes from VAT,²⁴ an indirect form of tax that has a disproportionately negative impact on the poorest households.²⁵ In contrast, in FY 2016/2017, direct taxes (including taxes on income, profits and property) only made up 44% of total taxes, with income tax accounting for less than a quarter of direct taxes.²⁶ In 2013, the Committee on Economic, Social and Cultural Rights expressed concern about the increasing use of regressive indirect taxes,²⁷ and there have been no improvements in making the tax structure more equitable and progressive in the time since.

III. **The Status of Particular Economic, Social and Cultural Rights**

The rights to social security and to an adequate standard of living

14. **As the percentage of the population living in poverty continues to increase, social security programs are failing to meet the needs of this population.** As has been recognized repeatedly by the UN human rights system, poverty inhibits the realization of economic, social, and cultural rights and states must take steps to reduce poverty and its impacts on these rights.²⁸ The latest available data indicates that over 26 million people more than one in four people in Egypt live in poverty.²⁹ This number has increased from 26.3% of the population in 2013 to 27.8% in 2017.³⁰ Poverty in Egypt is most concentrated in Upper Egypt, where 57% of rural residents and 27.4% of urban residents are poor. This is in comparison to rural and urban poverty rates of 19.7% and 9.7%, respectively, in Lower Egypt. The highest rates of poverty in the whole country were in Assuit and Souhag Governorates, where the rate reached 66%.³¹
15. **The situation has been made worse by the IMF-backed reforms, which have dismantled key poverty-alleviation programs, such as the universal subsidy system, and introduced less effective targeted cash transfer programs.** ESPI findings indicate that all cash transfer programs combined are estimated to cover only 49% of the total population considered poor.³² While the government is

expected to increase spending on these programs, there remain two major concerns around their effectiveness. First, they tend to exclude many rightful beneficiaries: Takaful and Karama, the IMF-backed and World Bank co-designed targeted subsidies programs, have an exclusion error that leaves out nearly 60% of deserving aid recipients.³³ Second, considering currency depreciation, high inflation, and the depreciation in wages,³⁴ these programs do not protect middle- and lower-income households from falling further into poverty.³⁵

The rights to work and to just and favorable working conditions

- 16. High unemployment rates reflect people's struggle to enjoy their right to work, affecting women and youth in particular.** In 2016, the overall unemployment rate reached 12.5%,³⁶ with women's unemployment at 23.6%,³⁷ and 25.6% unemployment among youth.³⁸ As ESPI's labor indicators show, this rate is quite high in comparison to the best performing LMIC's.³⁹ Although the ICESCR requires states to formulate and implement detailed national policies to realize this right, including overcoming unemployment and increasing the allocation of resources to ensure that this demand is met for marginalized groups, in particular women, these steps have not been taken by Egypt.⁴⁰ While Egypt's Sustainable Development Strategy known as Vision 2030 acknowledges that high unemployment is especially prevalent among young people, the strategy does not contain a clear, time-bound target, nor a comprehensive plan to reduce youth unemployment. There is no further strategic plan for how the private sector should contribute to job creation that provides decent jobs and protects labor rights.⁴¹
- 17. The IMF-backed legislative reforms implemented through Law 18 (2015) aim to downsize the number of public sector employees, which puts millions of people at risk of mass layoffs, and disproportionately disadvantages women, further eroding realization of the equal right to work.**⁴² As the public sector is a major source of employment for women in Egypt, and the gender wage gap is less glaring than in the private sector,⁴³ layoffs and wage cuts will not only force women out of work, but it will likely push them into more discriminatory work environments, where they make 35-40% less than their male counterparts.⁴⁴
- 18. Women's participation in the labor force continues to be very low and obstacles to increased participation continue to go unaddressed.** Women's labor force participation rate was 23% in 2016 (compared with 70% for men in the same year). As a result, of the approximately 30 million people estimated to make up Egypt's workforce in 2016, less than a quarter were women.⁴⁵ Although increasing the participation of women in the labor force is a goal of Vision 2030, its targets are very modest compared to other countries.⁴⁶
- 19. At the same time, in real terms wages in Egypt continue to decline in the aftermath of the IMF reform program.** While there was a nominal increase in wages from 942 LE per week in 2016 to 1050 LE in 2017, the Consumer Price Index (CPI) over the same years increased from 185.2 to 240.3, resulting in a real decrease in wages by 14%,⁴⁷ meaning that the money households actually had to spend on meeting their basic needs was substantially less. Women tend to suffer more dramatically in such cases as the wages of female workers were on average 8% lower than their male counterparts in 2017.⁴⁸
- 20. The rights to organize and strike have been severely restricted and at times criminalized.** Egypt is the fifth lowest-ranked country in the world in terms of legal protection of workers' rights.⁴⁹ ESPI's

findings with respect to protection of the right to organize in law indicate that the ability to form trade unions has been systematically obstructed through regulations such as Law 213 (2017) that requires independent trade unions to go through a cumbersome registration process to obtain legal status to operate.⁵⁰ Between September 2017-2018, there were numerous cases of reprisals against workers and trade unionists including violence, arrest, and interrogation as a consequence of exercising labor rights.⁵¹

21. **Child labor remains a persistent threat to child rights in Egypt.** Latest official data from 2010 indicate that 1.6 million children were engaged in child labor.⁵² These figures likely underrepresent the actual figure because children engaged in informal employment, such as child labor in mine quarries and in domestic work, are not counted in those figures.⁵³ Domestic laws do not prohibit child labor in the agricultural sector, which makes up 63% of child labor. Despite recommendations to Egypt during its 2014 UPR review to amend these laws to “bring [them] into conformity with ILO Convention 182,” the laws remain unchanged.⁵⁴ The National Action Plan to Combat Child Labor (NACCL) does not pay close attention to effective implementation measures of law and regulations meant to combat child labor.

The right to adequate housing

22. **The unaffordability of housing continues to be the main challenge to realization of the right to adequate housing.** The right to adequate housing requires states to ensure that housing costs are not so high as to compromise occupants’ enjoyment of other human rights.⁵⁵ However, households in Egypt spent on average 39% of their monthly income on rent in 2017, threatening the ability to finance other essential needs such as health or education.⁵⁶ The cost of owning a house is also unaffordable for many, with an estimated house price-to-income ratio of more than 10:1⁵⁷ in 2016, far above what could be considered “affordable” in Egypt.⁵⁸
23. **Government action to improve affordability of housing has been inadequate and inefficient.** Although the government is investing in social housing projects (in partnership with the World Bank⁵⁹), eligibility criteria prevent many who need housing from accessing it and often eligible participants cannot meet costs.⁶⁰ The projects are otherwise underperforming, as there is a 57% underspending rate, the number of units built is far from the target amount⁶¹, and only 29% of need has been met.⁶² The percentage of target population settled in new cities is estimated to be at only 30% capacity,⁶³ leading a UN expert to warn against these settlements becoming “ghost towns.”⁶⁴ This suggests a waste of resources, leaving existing urban areas where people actually already live even more neglected.
24. **Egyptians, especially those living in “unplanned areas” or in “informal settlements,” are at risk of displacement due to weak protections related to security of tenure.** Given that 49% of the population is living in informal and unplanned settlements,⁶⁵ the lack of security of tenure puts nearly 38 million people at risk of displacement⁶⁶ especially as the government seeks to attract foreign real estate investors to raise revenue.⁶⁷
25. **In its attempt to decrease the number of people living in slum areas, the government has displaced people without following appropriate processes, resulting in numerous violations of the right to housing.** In the cases of al-Warraq Island,⁶⁸ the Maspero Triangle,⁶⁹ and al-Bouhey market,⁷⁰

neither prior consent nor proper compensation was afforded to communities that were to be relocated, in breach of the right to adequate housing and the objectives of SDG 11, which reaffirm it.

The right to health

26. **Public expenditure on health in Egypt is worryingly low and decreasing, preventing realization of the right to health, exacerbating health-related inequalities.** Despite the state's obligation to progressively realize the right to health using the maximum available resources, and a constitutional obligation to allocate at least 3% of GNP to health and to gradually increase spending to meet international benchmarks,⁷¹ public expenditure on health declined from 1.62%⁷² of GNP in FY 2015/16 to 1.34 % in FY 2017/18.⁷³ As illustrated by the ESPI indicator on Egypt's health expenditure as a percentage of GDP, Egypt's performance falls in the bottom 25% of LMICs spending on health.⁷⁴
27. **Out-of-pocket expenditure (OOP) on health has remained consistently high over the past ten years,⁷⁵ threatening access to health particularly for those living in poverty and most in need.** Out-of-pocket costs make up 62% of the total current health expenditure in Egypt.⁷⁶ The poorest 20% of households in Egypt spend 21% of their income on health, while the richest 20% spend only 13.5%,⁷⁷ suggesting that systems of health financing in Egypt discriminate against the most disadvantaged and prevent poor people in particular from realizing their right to health. Studies also suggest that OOP drives 6% of households in Egypt to "financial catastrophe," and that OOP has "exacerbated the normalized poverty gap by 1.4%."⁷⁸ Egypt is also unlikely to meet its Vision 2030 targets to reduce OOP to 40% by 2020, and 28% by the year 2030,⁷⁹ if public spending on health is not increased.
28. **Low health insurance coverage rates also threaten people's right to health, especially for women.** Such rates will also make it difficult for the government to meet its SDG targets on health. Only 58.8% of the population is insured under the current national health insurance scheme.⁸⁰ The most recent data suggests that coverage is drastically lower for women, especially for women in the lowest wealth quintile,⁸¹ and that therefore the health insurance system is exacerbating gender-related inequalities in access to health. Low public investment in health and high OOP create substantial barriers to access to health, particularly for women, curtailing their right to health and affecting Egypt's ability to fulfill its commitments to SDG target 3.8, as well as its commitment to reach 100% coverage by 2020.⁸²
29. **While there have been major strides in reducing maternal and under-5 mortality, significant wealth and geographical inequalities continue to undermine the right to health of poorer women and children.** Although Egypt has met its target to reduce its maternal mortality rate nearly two years early,⁸³ and has made strides in reducing child mortality, financial barriers continue to limit poorer women's access to quality antenatal and child care, essential to realize their right to health. While 98% of the richest quintile of women gave birth in a health facility, only 75% of the poorest women did, according to the latest demographic health survey from 2014.⁸⁴ The probability of a child under five dying is more than twice as great if that child is from the poorest quintile versus the richest.⁸⁵
30. **Egypt has the fourth highest prevalence rate of female genital mutilation (FGM) in the world.⁸⁶** With a 91% prevalence rate, the rights of women and girls to protection from gender-based violence

and cruel, inhumane and degrading treatment are systematically violated,⁸⁷ making clear that national laws to combat FGM remain unenforced. Laws allow for exemption from prosecution for unjustified reasons, and do not extend legal liabilities to medical facilities where FGM takes place.⁸⁸ Without legal reform coupled with robust enforcement, Egypt will not be able to honor its human rights obligation to eradicate gender-based violence nor to meet its national 2030 target to reduce FGM to 55% by 2030.⁸⁹

The right to education

31. **Public expenditure on education has declined, affecting key components of the right to education, and in particular access to quality education.** In spite of GDP growth⁹⁰ in recent years, spending on education continues to decline and is below the national constitutional requirement of ensuring at least 4% of GNP is dedicated to pre-university education.⁹¹ In FY 2017/18, 1.7% of GNP⁹² was allocated to pre-university education, which dropped to approximately 1.4% of GNP in FY 2018/19.⁹³ This is in spite of a recommendation made to Egypt during its 2014 UPR review stating the need to “make further efforts to eradicate illiteracy for all, including through, inter alia, sufficient budget allocation.”⁹⁴ Despite some achievements in increasing literacy rates,⁹⁵ the number of children dropping out of primary school has doubled from 644,717 in 2010⁹⁶ to 1.2 million in 2017.⁹⁷
32. **If education spending continues to fall, Vision 2030’s targets concerning the quality of education are unlikely to be met.** The government aims to reduce the average number of student per class from 46.3⁹⁸ to 35 by 2030.⁹⁹ However, with budgetary allocations for education already low¹⁰⁰ and decreasing, it is unclear how the government will meet its SDG targets.

The right to food

33. **The IMF-driven economic reform programs threaten the right to food as they have resulted in restricted access to food for the most marginalized households.** Nearly 16 % of the population was reported to have poor access to food¹⁰¹. Because Egypt is highly dependent on food imports, currency fluctuations resulting from the economic reforms have affected food prices and purchasing power significantly. This is especially true for lower- and middle-income households who spend more of their total household income on food than richer ones do¹⁰². Food and beverage prices were estimated to be 44.2% higher by April 2017 compared to before the fluctuation of the currency and the start of the IMF program in November 2016.¹⁰³
34. **In this context, there are serious concerns about the effectiveness of the food programs that replaced Egypt’s universal food subsidies system in ensuring the right to food.** The new programs rely on the same targeting scheme as the *Takaful* and *Karama*, which are targeted subsidy programs for selected families living in poverty and socially vulnerable groups.¹⁰⁴ These programs were found to have significant exclusion errors, according to the World Bank.¹⁰⁵
35. **At this rate, Egypt will not meet its Vision 2030 targets on improving child nutrition.** 21.5% of children under five suffer from stunting,¹⁰⁶ in comparison to the MENA average of 15%.¹⁰⁷ Given the above, it is unclear how Egypt can reduce this number to 10%¹⁰⁸ by 2030.

The rights to water and sanitation

- 36. Disparities between groups in realization of the rights to water and sanitation remain high, with disproportionately harmful impacts on women and girls.** A total of 7.3 million people lack access to safe water.¹⁰⁹ 8.4 million people are deprived of access to adequate sanitation, with 15% of rural residents being deprived, compared to around 1% of urban residents.¹¹⁰ UNICEF has estimated that acute diarrheal disease caused by the lack of access to safe water and proper sanitation services, as well as poor hygiene, leads to approximately 4,500 deaths of under-5 children in Egypt each year.¹¹¹ When there is a lack of direct access to safe water, the cost of providing safe water falls heavily on women and girls. 6% of women and girls in Egypt spend up to five or six hours daily collecting water.¹¹²
- 37. Increased private sector investment in water and sanitation threaten the affordability of water.** The price of tap water per cubic meter continues to rise in Egypt, going from 0.12 EGP in 2004¹¹³ to 0.7 EGP in 2016.¹¹⁴ As the government continues to move towards increasing private investment in water and sanitation through agreements with the World Bank¹¹⁵ and European Investment Bank¹¹⁶ without conducting human rights or affordability assessments,¹¹⁷ concerns around the accessibility of water and sanitation services continue to rise.

IV. Recommendations

CESR and EIPR respectfully urge UN Member States and other stakeholders participating in the 34th session of the Human Rights Council's Universal Periodic Review to include the following in their recommendations to the government of Egypt:

- 38. Review fiscal policy with a view to increasing revenue through more progressive means and advancing a more equitable distribution of resources,** including by:
- Increasing domestic resource mobilization by fighting corruption, tax avoidance and evasion, as well as increasing the institutional capacity of the tax collection authorities to ensure full compliance with the existing tax code, particularly for wealthy individuals and corporations.
 - Making income tax more progressive by increasing the gradation in income brackets, raising the limit of exempt income for lower brackets, and increasing marginal rates for the upper brackets.
 - Implementing a capital gains tax to capture revenue from currently untaxed stock market profits and introducing a modernized effective property tax system.
 - Reducing the reliance on indirect taxation and expanding the number of basic goods and services that are exempt from VAT.
- 39. Strengthen rights-centered efforts to eradicate poverty and realize the right to an adequate standard of living,** including by:
- Conducting human rights impact assessments of major development projects and economic reforms, including the IMF-backed program, in accordance with the UN Guiding Principles for Human Rights Impact Assessments for Economic Reform Policies, in advance.
 - Introducing universal social protection programs, so as to protect people's rights to an adequate standard of living, social security, and food.
 - Protecting security of tenure, requiring that residents' due process rights, such as prior consent, proximity of reallocation, and proper compensation, are considered from the outset.

- Increasing affordability of social housing projects by reducing up-front payments to mortgage programs and restructuring eligibility criteria for subsidized units to match need.
- Introducing rent regulation policies to ensure affordability of rental housing for the poorest communities.
- Ensuring that efforts to improve water and sanitation infrastructure are dedicated to closing the urban-rural inequality gap.
- Regulating private investment in water and sanitation to ensure availability, accessibility, affordability and quality of water and sanitation services.
- Expanding VAT exemptions of foodstuffs, introducing subsidies to food production costs, and expanding the food subsidies programs beyond the *Takaful* and *Karama* programs.

40. Take measures to ensure realization of the right to work and ensure just and favorable working conditions including by:

- Conducting a human rights impact assessment of Law 18 (2015), the new civil service law that has been introduced to reduce the size of the public sector, in order to put in place policies to protect the rights of workers laid off from the public sector.
- Amending Law 18 (2015) in order ensure that wages keep up with inflation.
- Requiring the National Council for Minimum Wage to convene on a regular basis to assess and increase the minimum wage, as needed.
- Ensuring that the same minimum wage rates apply for public and private sector and removing exemptions on minimum wages for specific industries or competitive economic zones.
- Improving protections for women against discrimination in the workplace.
- Improving maternity leave and childcare provisions, especially in the private sector, through legal reform and corresponding enforcement programs.
- Amending all relevant legislation to prohibit child labor in agriculture, in accordance with Egypt's obligations under International Labor Organization (ILO) Convention 129.
- Provide victims of child labor with access to rehabilitation programs.

41. Protect labor rights and abstain from interference in workers' freedom of association including by:

- Revoking all legislation that criminalizes the exercise of labor rights.
- Implementing the ILO's recommendations to remove barriers on the registration of trade union institutions and protect trade union pluralism.
- Establishing an independent body to monitor, document and impose penalties on employers who retaliate or discriminate against workers following the exercise of their labor rights.

42. Take budgetary and other measures to improve the accessibility, availability, and quality of public health and education services, including by:

- Increasing expenditure in transparent, equitable, and accountable ways to meet the constitutionally mandated minimum budget allocations to health and education.
- Combating gender and wealth-based inequalities in health and education through increased resource allocation aimed at benefiting the most disadvantaged.
- Taking active steps to reduce high out-of-pocket expenditure on health, such as eliminating or reducing co-pays or payments at point of use, and increasing health insurance coverage.
- Strengthening efforts to eradicate FGM by increasing the level of sanction for medical institutions and professionals supporting its "medicalization."
- Design and implement medical and psychological rehabilitation programs for those affected by FGM.

43. Ensure that independent civil society organizations and other stakeholders can participate freely and without fear of harassment or reprisal in economic and social policymaking, including by:

- Removing arbitrary restrictions and penalties imposed by the newly proposed NGO and civil society bill, such as the requirements related to NGO registration, government pre-approval of activities, and engagement with the UN human rights system.

¹ Committee on Economic, Social and Cultural Rights (CESCR) (2013), Concluding observations on the combined second to fourth periodic reports of Egypt. 13 Dec. 2013. At:

https://tbinternet.ohchr.org/_layouts/treatybodyexternal/Download.aspx?symbolno=E%2fC.12%2fEGY%2fCO%2f2-4&Lang=en

² Universal Periodic Review (2014), Egypt Mid-term report. At:

<https://www.upr-info.org/en/review/Egypt/Session-20---October-2014/Follow-up#top>

³ The International Monetary Fund (IMF) (2016), “IMF Executive Board Approves US\$12 billion Extended Arrangement Under the Extended Fund Facility for Egypt.” At: <https://www.imf.org/en/News/Articles/2016/11/11/PR16501-Egypt-Executive-Board-Approves-12-billion-Extended-Arrangement>

⁴ Corkery A., and ElBadrawi M., (2017), “Egypt’s Human Rights Deal Comes with a Huge Price Tag For Human Rights.” Bretton Woods Project. February 2017. At: <http://www.cesr.org/egypt-new-imf-deal-comes-huge-price-tag-human-rights>

⁵ Egypt Social Progress Indicators (2018), Economic Policy Indicators: Percentage of the population living below the national poverty line. At: <https://www.progressegypt.org/en/indicator.html#percentage-poverty>

⁶ Diab, O. (2016), Egypt’s Widening Wealth Gap. Mada Masr. 23 May 2016. At:

<https://madamasr.com/en/2016/05/23/feature/economy/egypts-widening-wealth-gap/>

⁷ Egypt Social Progress Indicators (2018), Economic Policy Indicators: Women’s labor force participation rate. At:

<https://www.progressegypt.org/en/indicator.html#women-labor>

⁸ National Endowment for Democracy (2019), Egypt faces worst crackdown on freedoms in modern history. 28 Jan 2019. At:

https://www.demdigest.org/autocrat-rises-from-egypts-democratic-aspirations/?utm_content=buffer8f6bc&utm_medium=social&utm_source=twitter.com&utm_campaign=buffer

⁹ UN Office of the High Commissioner for Human Rights (OHCHR) (2016), “Egypt NGO bill threatens to ‘devastate’ civil society, UN expert warns.” 23 Nov. 2016. At:

<https://www.ohchr.org/FR/NewsEvents/Pages/DisplayNews.aspx?NewsID=20920&LangID=E> ¹⁰

Civic Monitor Tracking Civic Space (2018), Egypt Overview. Last Update June 2018. At:

<https://monitor.civicus.org/country/egypt/>

¹¹ Egypt State Information Service (2018), “Foreign Ministry condemns UN special rapporteur’s statement on Egypt housing policy.” 7 Dec. 2018. At: <http://www.sis.gov.eg/Story/136551/Foreign-Ministry-condemns-UN-special-rapporteur-s-statement-on-Egypt-housing-policy?lang=en-us>

¹² Mada Masr (2019), “Constitutional amendments submitted to parliament could allow Sisi to stay in power until 2034.” At:

<https://madamasr.com/en/2019/02/03/feature/politics/constitutional-amendments-submitted-to-parliament-could-allow-sisi-to-stay-in-power-until-2034/>

¹³ Middle East Eye (2018), “Cairo police arrest 10 protesting against metro price rises.” 12 May 2018. At:

<https://www.middleeasteye.net/news/cairo-police-arrest-10-protesting-against-metro-price-rises>

¹⁴ UN General Assembly, 21 October 2015, Transforming our world: the 2030 Agenda for Sustainable Development. At:

A/RES/70/1: <http://undocs.org/A/RES/70/1>

¹⁵ Egypt Social Progress Indicators (2018), About. At:

<https://www.progressegypt.org/en/page.html#about>

¹⁶ IMF (2017), Egypt’s economy is gathering strength. 26 Sep. 2017. At:

<https://www.imf.org/en/News/Articles/2017/09/25/na092617-egypt-the-economy-is-gathering-strength>

¹⁷ UN General Assembly, *International Covenant on Economic, Social and Cultural Rights*, 16 December 1966, United Nations, Treaty Series, vol. 993, p. 3, At:

<https://www.refworld.org/docid/3ae6b36c0.html>

¹⁸ Egypt Social Progress Indicators (2018), Economic Policy. At: <https://www.progressegypt.org/en/topic.html#economic>

¹⁹ Egypt Social Progress Indicators (2018), Economic Policy Indicators. At:

<https://www.progressegypt.org/en/topic.html#economic>

²⁰ Ministry of Finance, Arab Republic of Egypt (2016) State Budget for the Fiscal Year 2016/2017 (Arabic only).

At: <https://bit.ly/2v4IhjG>.

NB: this figure excludes the Suez Canal and the Oil Sector.






-
- ²¹ World Bank Data (2018), Tax Revenue (% of GDP): Lower Middle-Income Countries. At: https://data.worldbank.org/indicator/GC.TAX.TOTL.GD.ZS?locations=XN&year_high_desc=true
- ²² These figures exclude tax revenue from Suez Canal company and the public sector oil and gas companies.
- ²³ Egypt Social Progress Indicators (2018), Economic Policy Indicators: “Effective Corporate Tax Rate.” At: <https://www.progressegypt.org/en/indicator.html#corporate-tax>
- ²⁴ Egyptian Initiative for Personal Rights (2017), Where Does Our Money Go This Year, from the 2017/2018 Budget (Arabic only). At: <https://bit.ly/2GM1sEs>
- ²⁵ Mada Masr (2016), “Egypt’s poor bear the brunt of VAT: EIPR.” 17 Oct 2016. At: <https://madamasr.com/en/2016/10/17/news/economy/egypts-poor-bear-the-brunt-of-vat-eipr/>
- ²⁶ Egypt Social Progress Indicators (2018), Economic policy indicators: Direct Tax as a Percentage of Total Taxes. At: <https://www.progressegypt.org/en/indicator.html#direct-tax>
- ²⁷ Committee on Economic, Social and Cultural Rights (2013), Concluding Observations on the combined second to fourth periodic reports of Egypt. At: <https://is.gd/MFsYSx>
- ²⁸ UN OHCHR (2019), The Human Rights Dimension of Poverty. At: <https://www.ohchr.org/en/issues/poverty/dimensionofpoverty/pages/index.aspx>
- ²⁹ Central Agency for Public Mobilization and Statistics (CAPMAS) (2015), “Poverty Indicators According to Household Income, Expenditure, and Consumption Survey 2015” (Arabic Only). At: http://www.capmas.gov.eg/Pages/StaticPages.aspx?page_id=7183
- ³⁰ Central Agency for Public Mobilization and Statistics (CAPMAS) (2018), Egypt in Figures 2017. March 2018. At: http://www.capmas.gov.eg/Pages/Publications.aspx?page_id=5104&YearID=23427
- ³¹ Central Agency for Mobilization and Statistics (2019), Egypt in Figures 2019: Research Income, Expenditure and Consumption. “Percentage of the poor among the regions of the Republic.” At: https://www.capmas.gov.eg/Pages/StaticPages.aspx?page_id=5035
- ³² Egypt Social Progress Indicators (2018), Economic policy indicators: Percentage of the population covered by cash transfer programs. At: <https://www.progressegypt.org/en/indicator.html#cash-transfer>
- ³³ World Bank (2015), Strengthening Social Safety Net Project: Project Appraisal Document. At: <https://is.gd/G2xbZZ>
- ³⁴ Egypt Social Progress Indicators (2018), Labor indicators | Action on providing an adequate minimum wage. At: <https://www.progressegypt.org/en/indicator.html#minimum-wage>
- ³⁵ Egypt Social Progress Indicators (2018), Economic policy indicators: Percentage of the population covered by cash transfer programs. At: <https://www.progressegypt.org/en/indicator.html#cash-transfer>
- ³⁶ CAPMAS (2017), Annual Unemployment Rates. Available at: http://www.capmas.gov.eg/Pages/IndicatorsPage.aspx?Ind_id=1117
- ³⁷ Ibid.
- ³⁸ Egypt Social Progress Indicators (2018), Labor indicators: Youth unemployment rate. At: <https://www.progressegypt.org/en/indicator.html#youth-unemployment>
- ³⁹ Egypt Social Progress Indicators (2018), Labor Indicators: Youth unemployment rate. At: <https://www.progressegypt.org/en/indicator.html#youth-unemployment>
- ⁴⁰ General Comment 18: The Right to Work, Committee on Economic, Social and Cultural Rights, 24 November 2005, E/C.12/GC/186
- ⁴¹ Egypt Social Progress Indicators (2018), Labor indicators | Action on providing an adequate minimum wage. At: <https://www.progressegypt.org/en/indicator.html#minimum-wage>
- ⁴² Ibid.; Corkery A., and ElBadrawi M., (2017), “Egypt’s Human Rights Deal Comes with a Huge Price Tag For Human Rights”. Bretton Woods Project. February 2017. At: <http://www.cesr.org/egypt-new-imf-deal-comes-huge-price-tag-human-rights>
- ⁴³ Egypt Social Progress Indicators (2018), Labor indicators; Gender wage gap. At: <https://www.progressegypt.org/en/indicator.html#gender-gap>
See also: Egypt Social Progress Indicators (2018), Labor indicators “Action to provide adequate minimum wage” at: <https://www.progressegypt.org/en/indicator.html#minimum-wage>
- ⁴⁴ The World Bank (2014), Egypt’s Private Sector: A Driving Force for Job Creation. 18 Sep. 2014. At: <http://www.worldbank.org/en/news/feature/2014/09/18/egypts-private-sector-a-driving-force-for-job-creation>
- ⁴⁵ CAPMAS (2017), Labor Force Research: An Analytical Report 2016. Central Agency for Public Mobilization and Statistics. (June 2017).
- ⁴⁶ Egypt Social Progress Indicators (2018), Labor indicators | Women participation in the labor force at: <https://www.progressegypt.org/en/indicator.html#women-labor>
- ⁴⁷ CAPMAS (2018), Income and Living Standards Indicators -Average weekly wage in Egyptian pound in public, public business and private sectors. (Arabic Only) At: http://www.capmas.gov.eg/Pages/IndicatorsPage.aspx?page_id=6152&ind_id=1100
And Central Bank of Egypt (2018), Inflation Rates. At: <http://www.cbe.org.eg/en/EconomicResearch/Statistics/Pages/Inflation.aspx>

-
- ⁴⁸ CAPMAS (2018), Income and Living Standards Indicators -Average weekly wage in Egyptian pound In Public, Public business and Private sectors, by Economic Activity . (Arabic Only)
At: http://www.capmas.gov.eg/Pages/IndicatorsPage.aspx?page_id=6152&ind_id=1100
- ⁴⁹ The International Trade Union Federation (ITUC) (2018), ITUC Global Rights Index, 2018; at: <https://www.ituc-csi.org/IMG/pdf/ituc-global-rights-index-2018-en-final-2.pdf>
- ⁵⁰ Egypt Social Progress Indicators (2018), labor indicators: protection of the right to organize in law. At: <https://www.progressegypt.org/en/indicator.html#organize>
- See also ILO Committee of Experts on the Application of Conventions and Recommendations(CEACR) (2018), Observation on Freedom of Association and Protection of the Right to Organize Convention, 1948 (No. 87) - Egypt . At: <https://bit.ly/2LpZZ9b>.
- ⁵¹ Egypt Social Progress Indicators (2018), Labor indicators | Obstacles to exercising labor rights in practice. At: <https://www.progressegypt.org/en/indicator.html#labour-rights>
- ⁵² International Labor Organization and Ministry of Manpower (2018). National Action Plan for Combating the Worst Forms of Child Labour in Egypt and Supporting Family (2018 – 2025). At: https://www.ilo.org/wcmsp5/groups/public/---africa/---ro-addis_ababa/documents/publication/wcms_633743.pdf
- ⁵³ International Labor Organization and Ministry of Manpower (2018). National Action Plan for Combating the Worst Forms of Child Labour in Egypt and Supporting Family (2018 – 2025). At: https://www.ilo.org/wcmsp5/groups/public/---africa/---ro-addis_ababa/documents/publication/wcms_633743.pdf
- ⁵⁴ UPR Info. Database of Recommendations: Egypt. At: https://www.upr-info.org/database/index.php?limit=0&f_SUR=52&f_SMR=All&order=&orderDir=ASC&orderP=true&f_Issue=All&searchReco=&resultMax=300&response=&action_type=&session=&SuRRgrp=&SuROrg=&SMRRgrp=&SMROrg=&pledges=RecoOnly
- ⁵⁵ Committee on Economic Social and Cultural Rights (1991), General comment No. 4: The right to adequate housing (art. 11 (1) of the Covenant). At: <http://www.refworld.org/pdfid/47a7079a1.pdf>
- ⁵⁶ Built Environment Observatory (2018), Egypt State of Rent 2017.
At: http://marsadomran.info/en/facts_budgets/2018/02/1410/
- ⁵⁷ Egypt Social Progress Indicators (2018), House Price to Income Ratio. At: <https://www.progressegypt.org/en/indicator.html#affordability>
- ⁵⁸ Shawkat Y. (2015), “Egypt’s Deregulation Property Market: A Crisis of Affordability,” Middle East Institute. (May 5, 2015)
At: http://www.mei.edu/content/at/egypts-deregulated-property-market-crisis-affordability#_ftn3
- ⁵⁹ World Bank, *Program Appraisal Document on a Proposed Loan – Inclusive Housing Finance Program-for-Results Project*, *supra* note 7, at 5.
At: <http://documents.worldbank.org/curated/en/319851468023373777/pdf/957910PAD0P150001000UO090Box391428B.pdf>
- ⁶⁰ Egypt Social Progress Indicators (2018), Urbanization indicators | Action to improve affordability in social housing projects.
At: <https://www.progressegypt.org/en/indicator.html#mortgage-access>
- ⁶¹ The Built Environment Observatory (2018). “Six Million Units for Whom?: Six Facts About The Social Housing Project.”
At: http://marsadomran.info/en/facts_budgets/2018/05/1543/
- ⁶² The Built Environment Observatory (2018). “Six Million Units for Whom?: Six Facts About The Social Housing Project.”
At: http://marsadomran.info/en/facts_budgets/2018/05/1543/
- ⁶³ Calculation, based on data from NUCA Website <http://www.newcities.gov.eg/english/default.aspx>
- ⁶⁴ UN Officer of High Commissioner for Human Rights (2018), Visit of Leilani Farha, the Special Rapporteur on the right to adequate housing to Egypt: End of mission statement. (3 October 2018). At: <https://www.ohchr.org/EN/NewsEvents/Pages/DisplayNews.aspx?NewsID=23671&LangID=E>
- ⁶⁵ UN Officer of High Commissioner for Human Rights (2018), Visit of Leilani Farha, the Special Rapporteur on the right to adequate housing to Egypt: Report on adequate housing as a component of the right to an adequate standard of living, and on the right to non-discrimination in this context. (3 October 2018). At: https://www.ohchr.org/EN/HRBodies/HRC/RegularSessions/Session40/Documents/A_HRC_40_61_Add.2.docx
- ⁶⁶ UN Officer of High Commissioner for Human Rights (2018), Visit of Leilani Farha, the Special Rapporteur on the right to adequate housing to Egypt: Report on adequate housing as a component of the right to an adequate standard of living, and on the right to non-discrimination in this context. (3 October 2018). At: https://www.ohchr.org/EN/HRBodies/HRC/RegularSessions/Session40/Documents/A_HRC_40_61_Add.2.docx
- ⁶⁷ Shawkat, Y. (2016), Property Market Deregulation and Informal Tenure in Egypt: a Diabolical Threat to Millions. *Architecture-media-society*. Vol. 9, no. 4. January 2016, at: <https://bit.ly/2O06NqK>
- ⁶⁸ ElDeeb L. (2018), “Secure Tenures: Risking Forced Evictions In Egypt” Progrss (20 Feb. 2018).
At: <https://progrss.com/policy/20180220/secure-tenures-egypt/>
- ⁶⁹ Al-Tawy, A. (2018), “Residents of Cairo's Maspero Triangle Cling on As Demolition Looms,” Ahram Online (10 March 2018), at: <https://bit.ly/2HqDRKd>.
- ⁷⁰ ECESR (2017), The Right to Work is Life: Report on the Right to Public Benefit and Public Interest. The al-Bouhey market as a model. (Arabic Only).
At: https://progressegypt.org/files/al-bouhey_market.pdf

- ⁷¹ Egyptian Government Portal (2014), Egypt Constitution 2014, Article 18. (Arabic Only).
At: https://www.egypt.gov.eg/arabic/laws/download/Constitution_2014.pdf
- ⁷² Ministry of Finance, Arab Republic of Egypt (2018), Budget Statement FY2015/2016. (Arabic Only).
At: <http://www.mof.gov.eg/Arabic/%D8%B9%D9%86%D8%A7%D9%88%D9%8A%D9%86%20%D8%B1%D8%A6%D9%8A%D8%B3%D9%8A%D9%87/PE/Pages/budget15-16.aspx>
- ⁷³ Ministry of Finance, Arab Republic of Egypt (2018), Budget Statement 2017-2018 at. (Arabic Only).
At: <http://www.mof.gov.eg/Arabic/%D8%B9%D9%86%D8%A7%D9%88%D9%8A%D9%86%20%D8%B1%D8%A6%D9%8A%D8%B3%D9%8A%D9%87/PE/Pages/budget17-18.aspx>
- ⁷⁴ Egypt Social Progress Indicators (2018), Public health expenditure as a percentage of GDP. At: <https://www.progresseypt.org/en/indicator.html#public-health-expenditure>
See also: World Bank| Data (2018), Domestic general government health expenditure (% of GDP).
At: <https://data.worldbank.org/indicator/SH.XPD.GHED.GD.ZS?locations=EG-XN>
- ⁷⁵ World Bank| Data (2018), Out-of-pocket expenditure (% of current health expenditure), Egypt.
At: <https://data.worldbank.org/indicator/SH.XPD.OOPC.CH.ZS?locations=EG>
- ⁷⁶ The World Bank (2015), Out-of-pocket expenditure (% of current health expenditure), Egypt.
At: <https://data.worldbank.org/indicator/SH.XPD.OOPC.CH.ZS?locations=EG>
- ⁷⁷ USAID (2011), Egypt Household health Expenditure and Utilization Survey 2010. At: <https://www.hfgproject.org/egypt-household-health-expenditure-utilization-survey-2010/>
- ⁷⁸ Sharaf M., and Rashad a. (2015), “Catastrophic and Impoverishing Effects of Out-of-Pocket Health Expenditure: New Evidence from Egypt.” American Journal of Economics. At: <http://article.sapub.org/10.5923.j.economics.20150505.13.html>
- ⁷⁹ Ministry of Planning and Administrative Reform (2016), Egypt Vision 2030: Sixth Pillar- Health.
At: <http://sdseypt2030.com/wp-content/uploads/2016/10/7.-Health-Pillar.pdf>
- ⁸⁰ Public Health Insurance Agency (2017), Number of population and beneficiaries and percentages of [health insurance] coverage by governorate. (Arabic Only). At: <http://www.hio.gov.eg/Ar/covers/Pages/Chart1.aspx>
- ⁸¹ Ministry of Health and Population [Egypt], El-Zanaty and Associates [Egypt], and ICF International (2015), National Demographic Health Survey 2014. At: <https://dhsprogram.com/pubs/pdf/fr302/fr302.pdf>
- ⁸² Ministry of Planning and Administrative Reform (2016), Egypt Vision 2030: Sixth Pillar- Health.
At: <http://sdseypt2030.com/wp-content/uploads/2016/10/7.-Health-Pillar.pdf>
- ⁸³ The World Bank| Data (2018), Maternal mortality ratio (modeled estimate, per 100,000 live births), Egypt data.
At: <https://data.worldbank.org/indicator/SH.STA.MMRT?locations=EG>
- ⁸⁴ Ministry of Health and Population [Egypt], El-Zanaty and Associates [Egypt], and ICF International (2015), National Demographic Health Survey 2014. At: <https://dhsprogram.com/pubs/pdf/fr302/fr302.pdf>
- ⁸⁵ Ministry of Health and Population [Egypt], El-Zanaty and Associates [Egypt], and ICF International (2015), National Demographic Health Survey 2014. At: <https://dhsprogram.com/pubs/pdf/fr302/fr302.pdf>
- ⁸⁶ UNICEF (2013), Statistical overview and exploration of dynamics of change. (Arabic Only).
At: https://www.unicef.org/arabic/protection/files/FGM_Summary_ar_7_16_2013_page_number_july_16th_2013.pdf
- ⁸⁷ CEDAW, and Committee on the Rights of the Child (2014), Joint General Recommendation No. 31, at: <https://documents-dds-ny.un.org/doc/UNDOC/GEN/N14/627/78/PDF/N1462778.pdf?OpenElement>
- ⁸⁸ The Egyptian Initiative for Personal Rights (2016), Legal Amendments to the Article on Female Genital Mutilation in the Penal Code: Positive development but the mechanisms of application are absent, and the amendments give higher opportunities for doctors to impunity. (Arabic only) at: <http://bit.ly/2UKYbsu>
See also: Egypt Social Progress Indicators (2018), Health indicators | Action to Combat FGM. At: <https://www.progresseypt.org/en/indicator.html#fgm>
- ⁸⁹ National Center for Women (2017), National Strategy against Female Genital Mutilation 2016-2020.
At: <http://www.eg.undp.org/content/dam/egypt/docs/Publications/Docs%20Gender/EGY%20FGM%20strategy%20AR.pdf>
- ⁹⁰ World Bank Data (2019), GDP growth (annual %) At: <https://data.worldbank.org/indicator/NY.GDP.MKTP.KD.ZG?locations=EG>
- ⁹¹ Egyptian Government Portal (2014), Egypt Constitution 2014, Article 19. (Arabic Only).
At: https://www.egypt.gov.eg/arabic/laws/download/Constitution_2014.pdf
- ⁹² Ministry of Finance. 2018 Analytical Statement .. Annex (2) Administrative budget classification table (1) Total Picture 2018/2019, page 57. Ministry of Finance "2018" Financial year 2019/2018. Functional division budget- Education sector, pp 252-253. $GNI = 5,211,544,844,188 * 4\% = 208,461,793,768$ Pre-University Difference between allocation and the actual value = $208,461,793,768 - 74,916,579,000 = 133,545,214,768$ LE.
- ⁹³ According to World Bank data, the national income of Egypt for 2017 was \$ 293,195.21 million, equivalent to EGP 5,211,544,844,188. After converting it according to the Central Bank's 2017 dollar rate.
- ⁹⁴ UPR Info. Database of Recommendations. At: https://www.upr-info.org/database/index.php?limit=0&f_SUR=52&f_SMR=All&order=&orderDir=ASC&orderP=true&f_Issue=All&searchReco=&resultMax=300&response=&action_type=&session=&SuRRgrp=&SuROrg=&SMRRgrp=&SMROrg=&pledges=RecoOnly

- ⁹⁵ World Bank Data (2019), Literacy rate, adult total (% of people ages 15 and above) At: <https://data.worldbank.org/indicator/SE.ADT.LITR.ZS?locations=EG>
- ⁹⁶ UPR Info (2014), Joint NGO submission on the situation of human rights in Egypt. At: https://www.upr-info.org/sites/default/files/document/egypt/session_20_-_october_2014/js11_upr20_egy_e_main.pdf
- ⁹⁷ Elsayed. M. And Kamal M. (2018), "How will the parliament will face the phenomenon of dropping out of education." Al-Youm 7. 3 July 2018.(Arabic Only) At: <https://goo.gl/R5axKk>
- ⁹⁸ Ministry of Education, Statistical Yearbook, Chapter V, Educational Indicators, 2018/2107, p. 56.
- ⁹⁹ Ministry of Planning, Follow-up and Administrative Reform (2016), Sustainable Development Strategy: Egypt's Vision 2030. Egypt's 2030 "Education", Official Website of Egypt 2030. <http://sdsegypt2030.com/wp-content/uploads/2016/05/%D8%A7%D9%84%D8%AA%D8%B9%D9%84%D9%8A%D9%85-%D9%88%D8%A7%D9%84%D8%AA%D8%AF%D8%B1%D9%8A%D8%A8.pdf>
- ¹⁰⁰ Ministry of Finance. 2018 Analytical Statement .. Annex (2) Administrative budget classification table (1) Total Picture 2018/2019, page 57. Ministry of Finance "2018" Financial year 2019/2018. Functional division budget- Education sector, pp 252-253.
- ¹⁰¹ World Food Program, Egypt country page: accessed on (March 15, 2018). At: <https://web.archive.org/web/20190103164604/https://www1.wfp.org/countries/egypt> ¹⁰²
- Ibid., World Food Program, Egypt country page: accessed on (March 15, 2018). At: <https://web.archive.org/web/20190103164604/https://www1.wfp.org/countries/egypt>
- NB: These statistics were available on WFP webpage until March 15th. Those statistics have been taken down from the page after that, and no alternative/updated data on this issue had been provided to the date of the submission.
- ¹⁰³ BuiltEnvironment Observatory (2017), Analysis: Economic reforms increase the cost of housing to catastrophic levels. At: http://marsadomran.info/policy_analysis/2017/05/838/
- ¹⁰⁴ International Food Policy Institute (2018), Egypt's Takaful and Karama cash transfer program: Evaluation of program impacts and recommendations. At: <http://www.ifpri.org/publication/egypts-takaful-and-karama-cash-transfer-program-evaluation-program-impacts-and>
- ¹⁰⁵ World Bank (2015), Strengthening Social Safety Net Project: Project Appraisal Document. At: <https://is.gd/G2xbZZ>
- ¹⁰⁶ World Bank Data (2018), Prevalence of stunting, height for age (% of children under 5). At: <https://data.worldbank.org/indicator/SH.STA.STNT.ZS?locations=EG-ZQ>
- ¹⁰⁷ World Bank Data (2018), Prevalence of stunting, height for age (% of children under 5). At: <https://data.worldbank.org/indicator/SH.STA.STNT.ZS?locations=EG-ZQ>
- ¹⁰⁸ Arab Development Portal (2019).Egypt. KEY PERFORMANCE INDICATORS (kpis) AND PROGRAMS FOR THE SOCIAL DIMENSION. At: http://arabdevelopmentportal.com/sites/default/files/publication/sds_egypt_vision_2030.pdf
- ¹⁰⁹ UNICEF , Egypt: Water Sanitation and Hygiene. At: <https://www.unicef.org/egypt/water-sanitation-and-hygiene>
- ¹¹⁰ (Ibid.) UNICEF, Egypt: Water Sanitation and Hygiene. At: <https://www.unicef.org/egypt/water-sanitation-and-hygiene>
- ¹¹¹ (Ibid.) UNICEF (2019), Egypt: Water Sanitation and Hygiene. At: <https://www.unicef.org/egypt/water-sanitation-and-hygiene>
- ¹¹² UNICEF, Egypt. Water, Sanitation and Hygiene. (2 Nov. 2016) At: https://web.archive.org/web/20161102100932/http://www.unicef.org/egypt/immunisation_7135.html
- NB: Data of time spent by women and girls in Egypt carrying water was available on Unicef website until Nov. 2016. This data has been removed since then, and not updated.
- ¹¹³ CESR and ECESR (201), Egypt UPR briefing, Water and Sanitation Factsheet. At: http://www.cesr.org/sites/default/files/egypt-UPR2014-water-sanitation_0.pdf
- ¹¹⁴ 10 Tooba, Built Environment Deprivation Indicators: Safe water. At: <http://10tooba.org/bedi/en/safe-water/#Summary>
- ¹¹⁵ The World Bank, "Egypt – Enabling Private Investment and Commercial Financing in Infrastructure (Vol. 2) : Report (English)" At: <http://documents.worldbank.org/curated/en/588971544207642729/Report>
- ¹¹⁶ The European Investment Bank, "The EIB provides EUR 229 million to support infrastructure in Egypt." At: <https://www.eib.org/en/infocentre/press/releases/all/2018/2018-334-the-eib-provides-eur-229-million-to-support-infrastructure-in-egypt.htm>
- ¹¹⁷ CESR and ECESR (201), Egypt UPR briefing, Water and Sanitation Factsheet. At: http://www.cesr.org/sites/default/files/egypt-UPR2014-water-sanitation_0.pdf

**Egypt Third Cycle UPR Review 2019 – CESR and
EIPR Joint Submission Progress Tracking Matrix
for Second Cycle Recommendations**

Recommendation(s)	<i>166.268. Continue with its efforts to reduce poverty, in particular, to increase its focus on anti-poverty programmes in rural areas (Bhutan); 166.271. Continue and strengthen the actions for the improvement of the living condition of its population (Mali); 166.266. Continue to promote the right to social security and adequate standard of living for its people (Iran)</i>				
Related Rights/Issues	Associated Indicator(s)	Good Progress	Partial Progress	Weak Progress	No Progress
-Economic policy and ESR -Right to an adequate standard of living -Right to social security	Egypt's wealth gap ¹				
	Percentage of the population living below the national poverty line ²				
	Estimated percentage of the poor covered by cash transfer programs ³				
Recommendation(s)	<i>166.263. Ensure the participation of all stakeholders, particularly women, youth and vulnerable groups, in the country's economic development, so as to foster an inclusive long-term economic growth and well-being for all (Thailand)</i>				
Related Rights/Issues	Associated Indicator(s)	Good Progress	Partial Progress	Weak Progress	No Progress
-Economic policy and ESR -Right to work -Women's Rights	Women's labor participation rate ⁴				
	Youth unemployment rate ⁵				
Recommendation(s)	<i>166.255. Strengthen professional training to promote the rapid integration of young graduates into the labor force (Senegal); 166.259. Take measures to reduce unemployment, especially among young people, and promote their integration into the social and political life of the country, with the goal of maintaining and enhancing its stability and security (Tajikistan); 166.256. Effectively implement the comprehensive national strategy to combat short- and long-term unemployment, including investment in skills development (South Africa)</i>				

¹ For full analysis and scoring criteria visit the indicator's page at: <https://www.progressegyp.org/en/indicator.html#wealth-gap>

² For full analysis and scoring criteria visit the indicator's page at: <https://www.progressegyp.org/en/indicator.html#percentage-poverty>

³ For full analysis and scoring criteria visit the indicator's page at: <https://www.progressegyp.org/en/indicator.html#cash-transfer>

⁴ For full analysis and scoring criteria visit the indicator's page at: <https://www.progressegyp.org/en/indicator.html#women-labor>

⁵ For full analysis and scoring criteria visit the indicator's page at: <https://www.progressegyp.org/en/indicator.html#youth-unemployment>

Related Rights/Issues	Associated Indicator(s)	Good Progress	Partial Progress	Weak Progress	No Progress
-Right to work	Youth unemployment rate ⁶				
Recommendation(s)	<i>166.258. Continue to work to ensure equal rights for women in the workplace through its institutions, norms and public policies (Bolivia); 166.257. Strengthen the efforts to ensure equal labour opportunities for women (State of Palestine); 166.77. Intensify efforts to empower and improve the status of women in society and adopt additional measures to eliminate all forms of discrimination against women, promote their literacy, ensure equal treatment and safe environment for women in the workplace and combat gender-based violence (Thailand)</i>				
Related Rights/Issues	Associated Indicator(s)	Good Progress	Partial Progress	Weak Progress	No Progress
-Rights to work and favorable work conditions -Women's Rights	Protection for women against discrimination at the workplace ⁷				
Recommendation(s)	<i>166.175. Strengthen measures to eradicate economic exploitation of children and to amend the national Labour Code to bring it into conformity with International Labour Organization (ILO) Convention No. 182 concerning the Prohibition and Immediate Action for the Elimination of the Worst Forms of Child Labour (Serbia)</i>				
Related Rights/Issues	Associated Indicator(s)	Good Progress	Partial Progress	Weak Progress	No Progress
-Children's Rights -Rights to work and favorable work conditions	Action to combat child labor ⁸				
Recommendation(s)	<i>166.262. Strengthen the national legislative framework to fight illiteracy, reach the integral development of all segments of the population and regions, improve the standard of living of its citizens, including vulnerable groups of the population, and provide housing and other economic and social rights (Tajikistan)</i>				
Related Rights/Issues	Associated Indicator(s)	Good Progress	Partial Progress	Weak Progress	No Progress
Right to adequate housing	Action to improve affordability of social housing projects ⁹				
	Percentage of household spending on average residential market rent ¹⁰				










⁶ For full analysis and scoring criteria visit the indicator's page at: <https://www.progresseggypt.org/en/indicator.html#youth-unemployment>

⁷ For full analysis and scoring criteria visit the indicator's page at: <https://www.progresseggypt.org/en/indicator.html#discrimination>

⁸ For full analysis and scoring criteria visit the indicator's page at: <https://www.progresseggypt.org/en/indicator.html#child-labour>

⁹ For full analysis and scoring criteria visit the indicator's page at: <https://www.progresseggypt.org/en/indicator.html#mortgage-access>

¹⁰ For full analysis and scoring criteria visit the indicator's page at: <https://www.progresseggypt.org/en/indicator.html#rent>

	Egypt's house price-to-income ratio ¹¹				
	Protection to secure residential tenure in law ¹²				
Recommendation(s)	166.272. Intensify its efforts to ensure the establishment of the housing strategy 2012-2017 (Equatorial Guinea)				
Related Rights/Issues	Associated Indicator(s)	Good Progress	Partial Progress	Weak Progress	No Progress
Right to adequate housing	Percentage of target population settled in new cities ¹³				
Recommendation(s)	166.267. Intensify its efforts towards the realization of economic, social and cultural rights, including in relation to the right to health (Iran); 166.274. Continue efforts to ensure universal access to quality health care (Uzbekistan)				
Related Rights/Issues	Associated Indicator(s)	Good Progress	Partial Progress	Weak Progress	No Progress
-Right to health -Right to food	Public health expenditure as a percentage of GDP ¹⁴				
	Percentage of the population covered by social health insurance ¹⁵				
	Out-of-pocket expenditure on health as a percentage of total current health expenditure ¹⁶				
	Average score of the 'Community Assessment Portal for Egyptian Hospitals' (percent of criteria met) ¹⁷				
	Under-five mortality rate (deaths per 1,000 children) ¹⁸				
	Prevalence of anemia among children (% of children under 5) ¹⁹				

¹¹ For full analysis and scoring criteria visit the indicator's page at: <https://www.progressegypt.org/en/indicator.html#affordability>

¹² For full analysis and scoring criteria visit the indicator's page at: <https://www.progressegypt.org/en/indicator.html#tenure>

¹³ For full analysis and scoring criteria visit the indicator's page at: <https://www.progressegypt.org/en/indicator.html#new-city-housing>

¹⁴ For full analysis and scoring criteria visit the indicator's page at: <https://www.progressegypt.org/en/indicator.html#public-health-expenditure>

¹⁵ For full analysis and scoring criteria visit the indicator's page at: <https://www.progressegypt.org/en/indicator.html#health-insurance>

¹⁶ For full analysis and scoring criteria visit the indicator's page at: <https://www.progressegypt.org/en/indicator.html#personal-health-expenditure>

¹⁷ For full analysis and scoring criteria visit the indicator's page at: <https://www.progressegypt.org/en/indicator.html#hospitals>

¹⁸ For full analysis and scoring criteria visit the indicator's page at: <https://www.progressegypt.org/en/indicator.html#under-five-mortality-rate>

¹⁹ For full analysis and scoring criteria will be available soon on ESPI's food water and agricultural land indicators page at: <https://www.progressegypt.org/en/topic.html#land>

	Prevalence of stunting among children (% of children under 5) ²⁰				
Recommendation(s)	<i>166.78. Enhance its efforts to support social rights for women, such as the right to health (Turkmenistan); 166.84. Continue its efforts to ensure the empowerment of women in the economic, health and social perspectives, including the integration of women as well as the establishment of women's health centres, to ensure the promotion and protection of women's rights in the country (Brunei Darussalam)</i>				
Related Rights/Issues	Associated Indicator(s)	Good Progress	Partial Progress	Weak Progress	No Progress
-Right to health -Women's rights	Maternal mortality rate per 100,000 live births ²¹				
	Action to combat female genital mutilation (FGM) ²²				
	Difference in diarrheal treatment rates between boys and girls ²³				
Recommendation(s)	<i>166.274. Continue efforts to ensure universal access to quality education and health care (Uzbekistan); 166.277. Make further efforts to eradicate illiteracy for all, including through, inter alia, sufficient budget allocation (Indonesia)</i>				
Related Rights/Issues	Associated Indicator(s)	Good Progress	Partial Progress	Weak Progress	No Progress
-Right to education	Drop-out rate in compulsory education ²⁴				
	Pre-primary school enrollment (% gross) ²⁵				
	Public expenditure on pre-university education ²⁶				
	Classroom density in primary schools (number of students per class) ²⁷				

²⁰ For full analysis and scoring criteria will be available soon on ESPI's food water and agricultural land indicators page at: <https://www.progressegyp.org/en/topic.html#land>

²¹ For full analysis and scoring criteria visit the indicator's page at <https://www.progressegyp.org/en/indicator.html#maternal-mortality-rate>

²² For full analysis and scoring criteria visit the indicator's page at <https://www.progressegyp.org/en/indicator.html#fgm>






²³ For full analysis and scoring criteria visit the indicator's page at <https://www.progressegyp.org/en/indicator.html#difference-in-diarrheal-treatment-rates>

²⁴ For full analysis and scoring criteria will be available soon on ESPI's education indicators page at: <https://www.progressegyp.org/en/topic.html#education>

²⁵ For full analysis and scoring criteria will be available soon on ESPI's education indicators page at: <https://www.progressegyp.org/en/topic.html#education>

²⁶ For full analysis and scoring criteria will be available soon on ESPI's education indicators page at: <https://www.progressegyp.org/en/topic.html#education>

²⁷ For full analysis and scoring criteria will be available soon on ESPI's education indicators page at: <https://www.progressegyp.org/en/topic.html#education>

	Percentage of schools' operation on a full schooldays schedule ²⁸				
	Percentage of teachers with educational training in primary schools ²⁹				
	Students-to-teacher ratio in primary schools ³⁰				
Recommendation(s)	166.273 Take concrete measures to guarantee access to safe drinking water and sanitation for all, particularly for those in rural areas (Maldives)				
Related Rights/Issues	Associated Indicator(s)	Good Progress	Partial Progress	Weak Progress	No Progress
-Right to water and sanitation	Percentage of rural population with direct access to safe drinking water in their homes ³¹				
	Percentage of rural population with direct access to improved sanitation networks ³²				

²⁸ For full analysis and scoring criteria will be available soon on ESPI's education indicators page at: <https://www.progressegyppt.org/en/topic.html#education>

²⁹ For full analysis and scoring criteria will be available soon on ESPI's education indicators page at: <https://www.progressegyppt.org/en/topic.html#education>

³⁰ For full analysis and scoring criteria will be available soon on ESPI's education indicators page at: <https://www.progressegyppt.org/en/topic.html#education>

³¹ For full analysis and scoring criteria will be available soon on ESPI's food water and agricultural land indicators page at: <https://www.progressegyppt.org/en/topic.html#land>

³² For full analysis and scoring criteria will be available soon on ESPI's food water and agricultural land indicators page at: <https://www.progressegyppt.org/en/topic.html#land>

Annex 2

This joint submission is made by the Center for Economic and Social Rights and the Egyptian Initiative for Personal Rights on the occasion of Egypt's review by the Human Rights Council during the third Cycle of the Universal Periodic Review. This joint report outlines the key concerns and recommendations of these two organization on the realization of economic and social rights in Egypt. It was produced through a collaborative process and draws heavily on information from the Egypt Social Progress Indicators.¹

The **Center for Economic and Social Rights (CESR)** is an international nongovernmental organization that fights poverty and inequality by advancing human rights as guiding principles of social, economic and development policy. We work for the recognition and enforcement of economic and social rights—among them the rights to education, health, food, water, housing and work—as a powerful tool for promoting social justice and human dignity.

The **Egyptian Initiative for Personal Rights (EIPR)** has been working since 2002 to strengthen and protect basic rights and freedoms in Egypt, through research, advocacy and litigation in the fields of civil liberties, economic and social rights, and criminal justice.

¹ Egypt Social Progress Indicators (2018), About. At: <https://www.progressegypt.org/en/page.html#about>